

## Inside This Issue

November Election	1
Campaign Committee News	2
CWPP – Fire Adapted Community Alliance	3
FIREPLACE SAFETY	3
Donation Opportunities	4

WEBSITE: [Glacierviewfire.gov](http://Glacierviewfire.gov)




FALL  
2022

## Glacier View Fire Protection District



### Message from the Fire Chief

Dan Knox



Greeting residents and property owners in the  
Glacier View Fire Protection District

Hello Glacier View Fire Protection District Community,

As many of you may be aware, Glacier View Fire Protection District is in need of your support and assistance. I would like to take a few moments of your time today to explain what could be changing with our mill levy and why we are asking you to vote to not let it decrease.

First, a brief history of the Fire Department:

- Prior to 1989, we were strictly Glacier View Meadows Volunteer Fire department operating under the Road and Recreation for the benefit of GVM only.
- July of 1989, we became our own entity as the Glacier View Fire Protection District and expanded our area of response outside of the boundaries of Glacier View Meadows.
- 2003 at the current station at 1414 Green Mountain Drive land was donated so that we could move from the Mountain Meeting Place (as you know it today), but we had to raise the mill levy over a time frame of 20 years to pay to build the fire station.
- Today the mill levy is 11.65

The mill levy was raised by 1.15 for 20 years to pay to build the current fire station. In 2024 the 1.15 mill levy will expire in effect decreasing our annual revenue by \$28,672. This 1.15 helps fund maintenance and repairs of the current fire station, and we have projects that need to be completed at the station for firefighter health, safety and to better serve you, the public. With the loss of this 1.15, we will have to move money from other areas of our budget to maintain and repair the station, which will take away from apparatus, equipment, PPE and supplies used by the firefighters and EMT's. We are not asking to raise the mill levy; we are asking you to vote to keep it at 11.65 so we can continue to operate without a loss of funds.

Here are the numbers:

Total cost of the 1.15 mill today is approximately \$28,672 per year for the station.

Cost per household:

\$250,000 Residence = \$1.71 per month

\$500,000 Residence = \$3.43 per month

\$750,000 Residence = \$5.14 per month

Although this does not sound like a lot of money, for a volunteer fire department it is crucial for the operations, maintenance and repairs for our almost 20-year-old station. I would like to ask you to vote to keep the 1.15 mill levy so we can continue to provide you with the service that you expect from your local volunteer fire department. We thank you for your support and we work to serve our local community.

Dan Knox  
GVFD Fire Chief

Glacier View Fire Protection District – 1414 Green Mountain Drive, Livermore, CO 970-493-3353 - [gvfdoffice1@gmail.com](mailto:gvfdoffice1@gmail.com)



Fire Department	Current Mill	Square Miles
Crystal Lakes	9	10
Poudre Canyon	21.142	99
Red Feather Lakes	12.112	9
<b>Glacier View</b>	<b>11.65</b>	<b>56</b>
<i>A NO would drop GVFPD to:</i>	<i>10.50</i>	<i>-\$28,672 /year</i>

*All the tools, clothing, gear, apparatus, training, building maintenance and cost of daily operations are funded from **your** mill levy contributions. Everything we do, comes from you!*

**NOVEMBER 8, 2022**

**VOTE YES!**  
**On Ballot Issue 6A**

*How much will it cost you?*

	Property Assessment Values		
	\$250,000	\$500,000	\$750,000
Monthly Rates			
Assessment Rate 1.15	\$1.71	\$3.43	\$5.14
Yearly Rates			
Assessment Rate 1.15	\$20.52	\$41.16	\$61.68

**WE ARE ASKING YOU TO ALLOW US TO EXTEND ITS 1.15 MILL LEVY !**

*Your dollars provide the following:*

- EMS Service
- Wildland Fire Suppression
- Structure Fire Suppression
- Vehicle Accident Response
- Back Country Rescue
- Hazardous Material Response
- Gas Odors/Smoke Odors Response
- Anything 911 has been contacted for!

*We think it is an affordable price for emergency services, don't you?*

Email [gvfpdvoteyes6a@gmail.com](mailto:gvfpdvoteyes6a@gmail.com) or Kathy Hudson at [kathyhud59@gmail.com](mailto:kathyhud59@gmail.com)

## What's new with the CWPP – Community Wildfire Protection Plan?

### Community Wildfire Protection Plan and Fire Adapted Community Alliance

GVFPD is pleased to announce that our Community Wildfire Protection Plan has been approved by the Colorado State Forest Service. Based on this plan, our Board of Directors established a new wildfire risk reduction program titled Fire Adapted Community Alliance (FACA). This plan makes us eligible for an array of grants including the Federal Community Wildfire Defense Grant. The GVFPD Board approved our participation in a collaborative application to this grant for the Larimer County Wildfire Defense Project with the Northern Colorado Fireshed Collaborative, the Coalition for the Poudre River Watershed and the National Forest Foundation. If successful, this grant will bring \$1.5 million in risk reduction work to our district over the next five years.

Watch our website at <https://www.glacierviewfire.gov/> for information on this new program. You can contact our project manager Warren Jones at any time for more information, [gvfd.cwpp@gmail.com](mailto:gvfd.cwpp@gmail.com).

---

### Looking for volunteers to join the fire department Support Group!!

Community members are encouraged to join the Support Group at GVFPD. The Support Group will: \*Assist with planning and organizing both department and community events \*Fundraising \*Assorted special projects \*Extended incident support such as organizing food and assisting with clean up after returning to the station \* Other ideas are welcome

Contact Chief Knox at [gvfdchief1@gmail.com](mailto:gvfdchief1@gmail.com) or the office for more information 970-493-3353

---


### 'TIS THE SEASON! FIREPLACE SAFETY (Courtesy of Crystal Lakes Fire)

- Have your chimney and stove inspected and cleaned annually to ensure they are clear of obstructions and creosote. If any damage is found, do not use your fireplace or wood stove again until you've repaired it.
- Do not use an accelerant (gas, fire gel, etc) to start a fire in a fireplace or wood stove.
- Do not burn anything in your fireplace or wood stove that is not firewood or kindling — even things that seem safe, like garbage or cardboard may create large firebrands and start a fire in the chimney.
- Ensure the fire is completely out (or safely banked if in a wood stove) before going to bed or leaving the house. Never leave any open fire (ie – any fire not in a wood stove) unattended for any reason.
- Make sure the area around the fireplace is clear of all combustibles (three feet is a good rule).
- Keep all children and pets a safe distance from fireplaces.
- Install both smoke and carbon monoxide alarms and change the batteries regularly. Changing the batteries at Daylight Savings Time is recommended, as changing the clocks acts as a good reminder to change your batteries as well.
- Keep a fire extinguisher on hand and regularly check that it's still good (they can fail if kept past their expiration date).
- Observe all the same safety precautions when using grills and firepits.

### WHAT DO I DO WITH THOSE ASHES?

- If possible, allow ashes to cool for several days in the fireplace, wood stove, grill, or firepit where you had the fire. These devices are designed to contain their heat safely.
- Even if you think the stove is completely cooled, wear fire resistant gloves.
- When it is time to dispose of the ashes, transfer them to a metal or earthenware container with a snug, non-flammable lid.
- Once the ashes are in the container, put the lid on securely and set it outside your home on a non-combustible surface at least ten feet away from any combustibles until it has fully cooled (wait at least a week). When you think the ashes may be cooled, stir them to verify that they're cool all the way through, making sure there's no hot ash still remaining in the middle. If you need to dispose of the ash without waiting a full week, wet the ashes down to speed up the cooling process. Keep the lid on when you're not checking on the ashes — you're both starving any coals of oxygen and making sure there's no opportunity for the wind to whip up a fire or spread hot ashes to flammable materials.
- Do not place any other combustible materials in the metal container.
- Do not use a combustible container for storing ash (wood, plastic, and cardboard are a very bad idea).
- Do not put the metal ash container on or near anything that is capable of catching fire.
- Do not use a regular vacuum cleaner or shop vac to clean out your wood or pellet stove (unless you haven't burned in it for weeks). Only fire resistant vacuum cleaners designed for that purpose can be used safely.
- Once the ashes have been completely cooled, they can be bagged and taken to landfill.

## DONATIONS



GVFD Board would like to express its gratitude and say “**THANK YOU**” for your donations this past year. These donations have helped us in purchasing needed items for the fire department.


YOU CAN NOW MAKE DONATIONS ON OUR WEBSITE at [glacierviewfire.gov](http://glacierviewfire.gov)

GVFPD Office Hours: Tuesday – Thursday 9AM – 3PM

### 2022 - GVFD Board Members

Dave Burk – President      Bill Salmon – Vice President  
Ron Lindroth - Secretary      David Thompson – Treasurer  
Steve Groeteke – Director

GVFD – 970-493-3353      website: [www.glacierviewfire.gov](http://www.glacierviewfire.gov)



Glacier View Fire Protection District  
1414 Green Mountain Dr  
Livermore, CO 80536